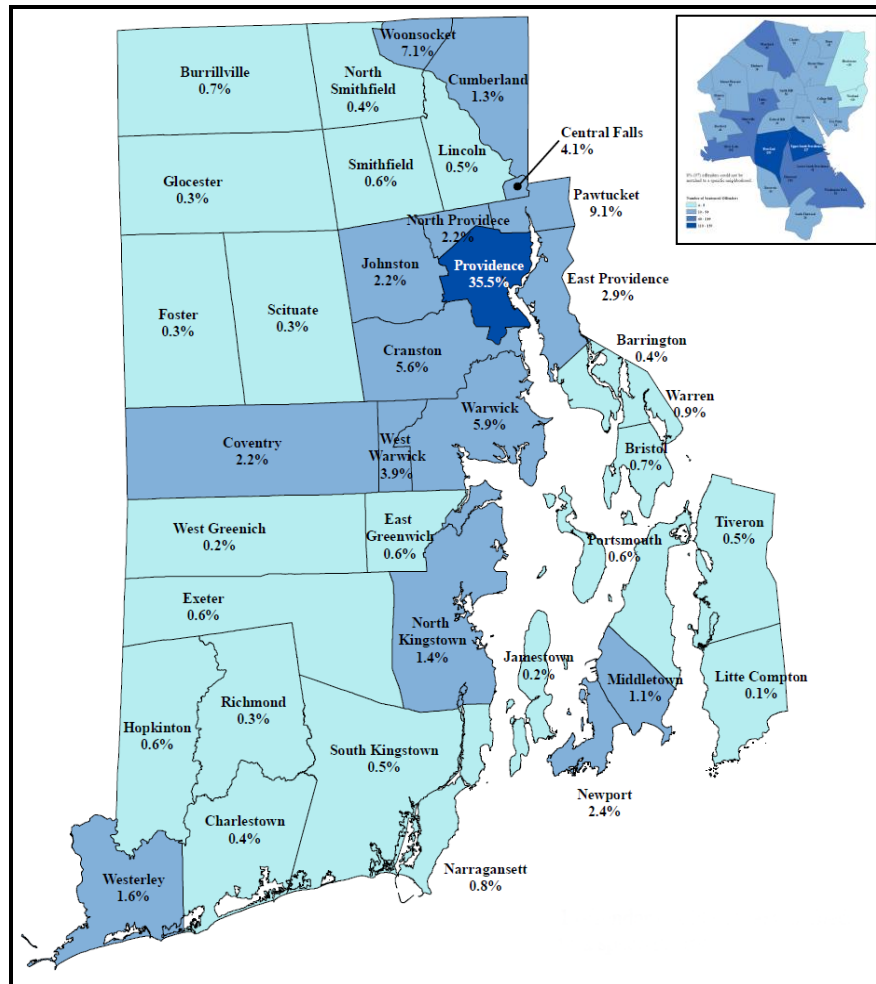




THE PROVIDENCE PLAN
INFORMATION GROUP

ANALYSIS OF REENTERING POPULATION AND INCARCERATION COST, 2007

November 2009



COMMISSIONED BY:

THE RHODE ISLAND DEPARTMENT OF CORRECTIONS

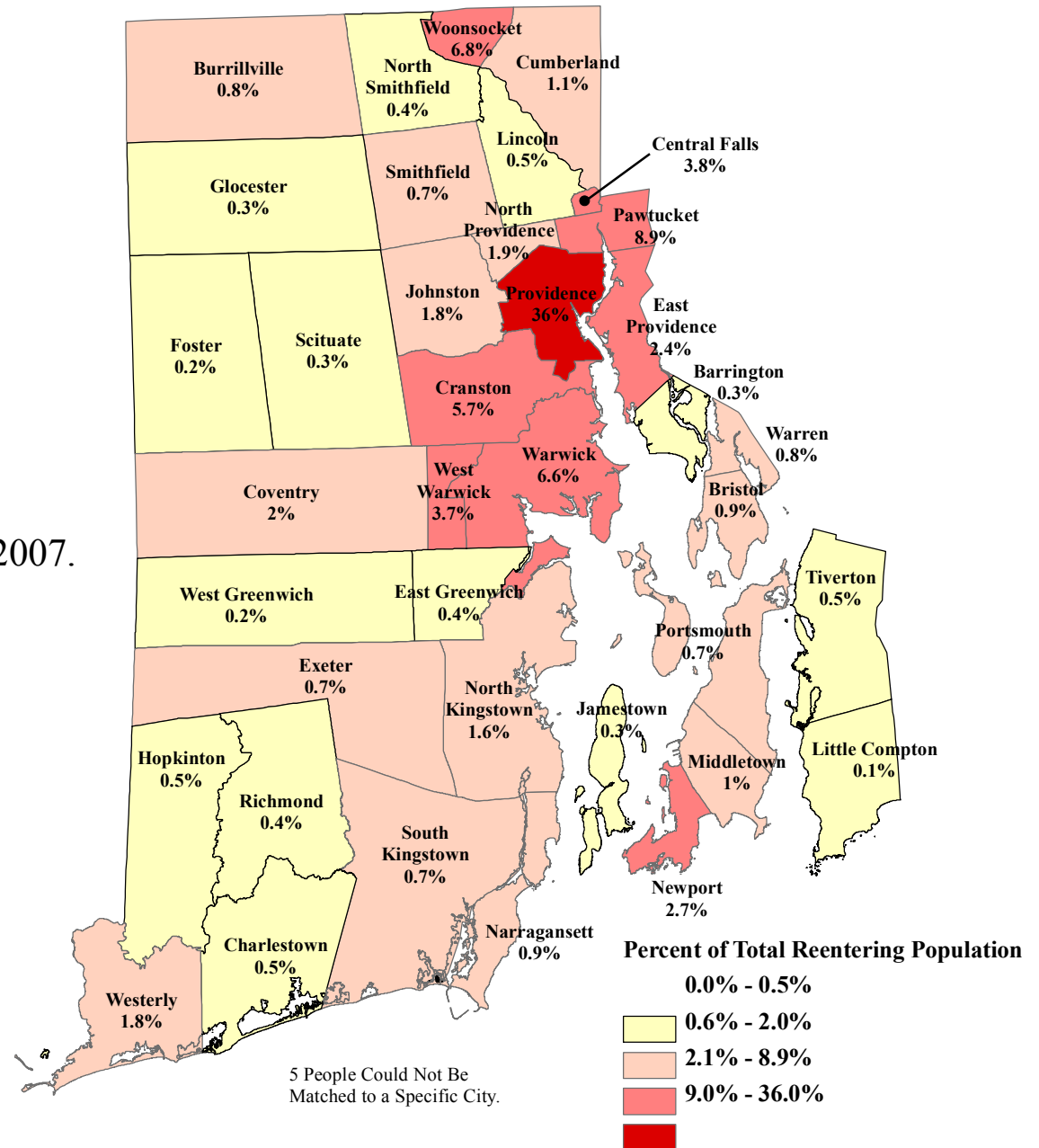


Distribution of Rhode Island's Reentering Population By Municipality, 2007

3,504 offenders returned to Rhode Island in 2007

R.I. Reentry Population

- 3,504 offenders returned to Rhode Island in 2007.
- 943 were violent offenders (27%).
- 71 were sexual offenders (2%).
- 823 were convicted of a drug-related offense (23%).
- 4,149 children had a parent released in 2007.
- 1260 (36%) of Rhode Island's reentry population returned to Providence.

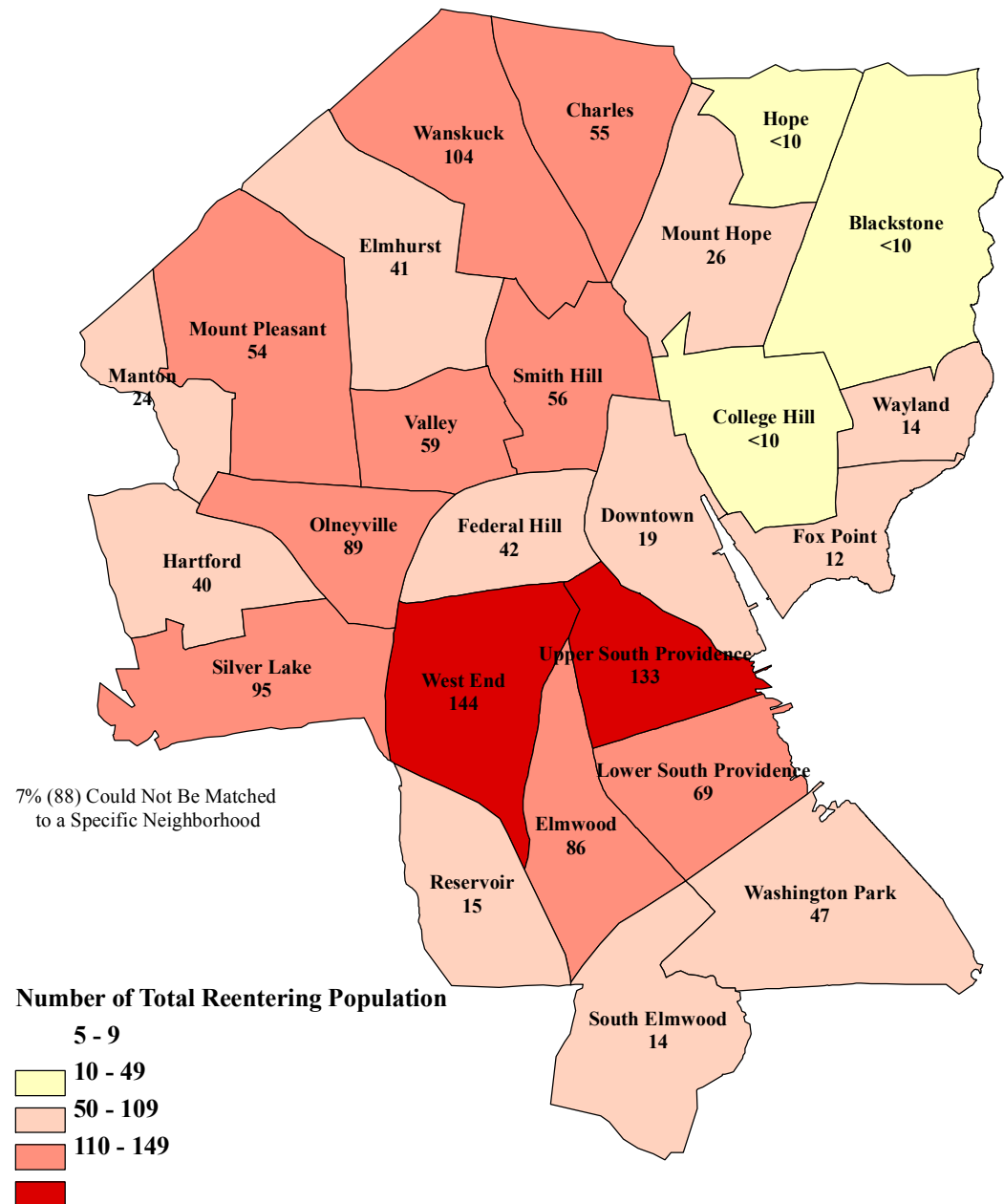


Data Source: RI Department of Corrections, 2007 Sentenced Releases

Distribution of Providence's Reentering Population By Neighborhood, 2007

Providence Reentry Population

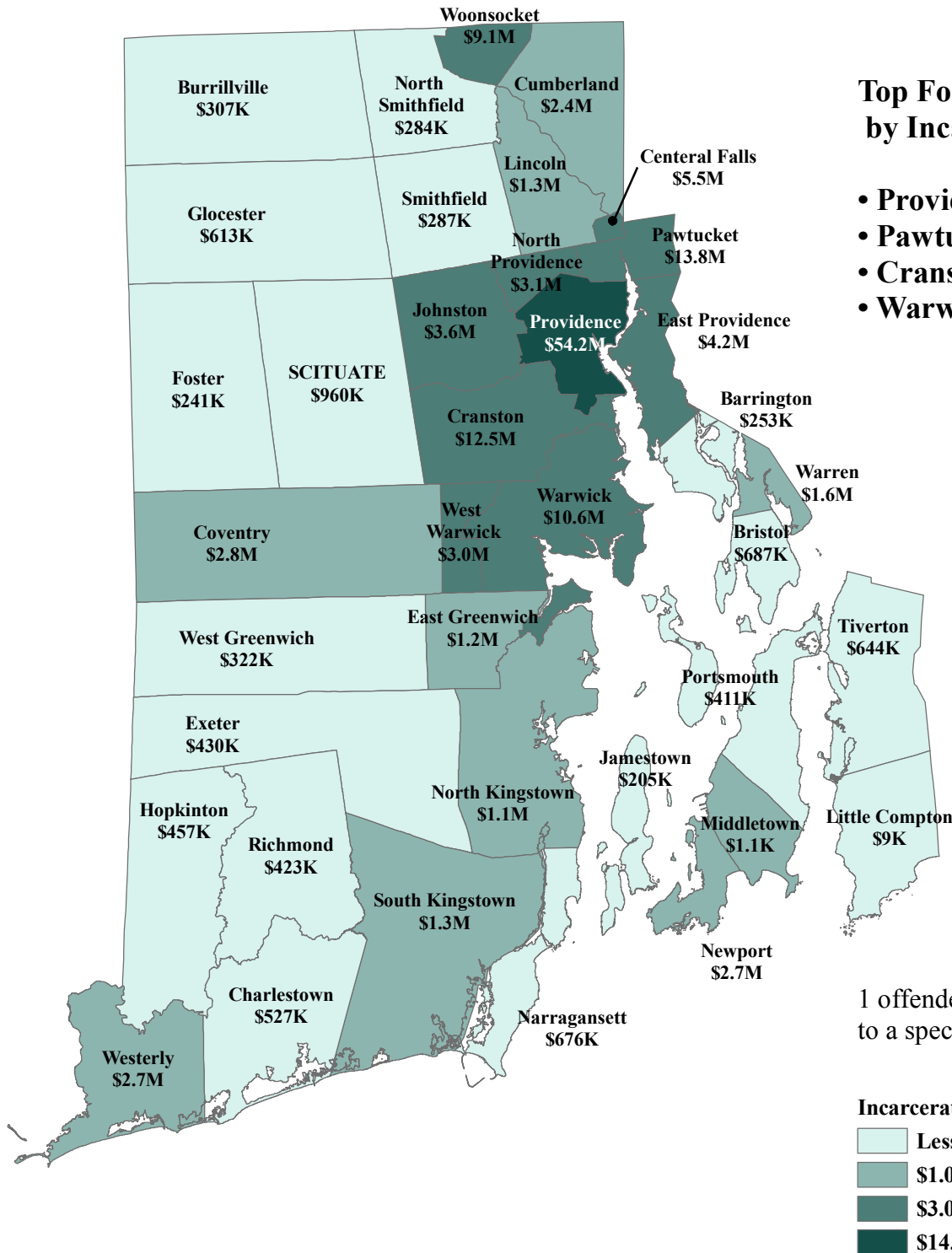
- 1,260 offenders returned to Providence in 2007.
- 40% of the offenders returning to Providence are from 5 neighborhoods:
 - West End
 - Upper South Providence
 - Wanskuck
 - Olneyville
 - Silver Lake
- 285 were violent offenders (23%).
- 23 were sexual offenders (2%).
- 421 were convicted of a drug-related offense (33%).
- 9% were female.
- 1,539 children had a parent released in 2007.



Data Source: RI Department of Corrections, 2007 Sentenced Releases

Cost to Incarcerate Rhode Island's Sentenced Offenders By Municipality, 2007

It will cost over \$146,000,000 to incarcerate 3,602 sentenced offenders for two-thirds of their sentence length.



Top Four Cities & Towns by Incarceration Costs:

- **Providence: \$54.2 Million**
- **Pawtucket: \$13.8 Million**
- **Cranston: \$12.5 Million**
- **Warwick: \$10.4 Million**

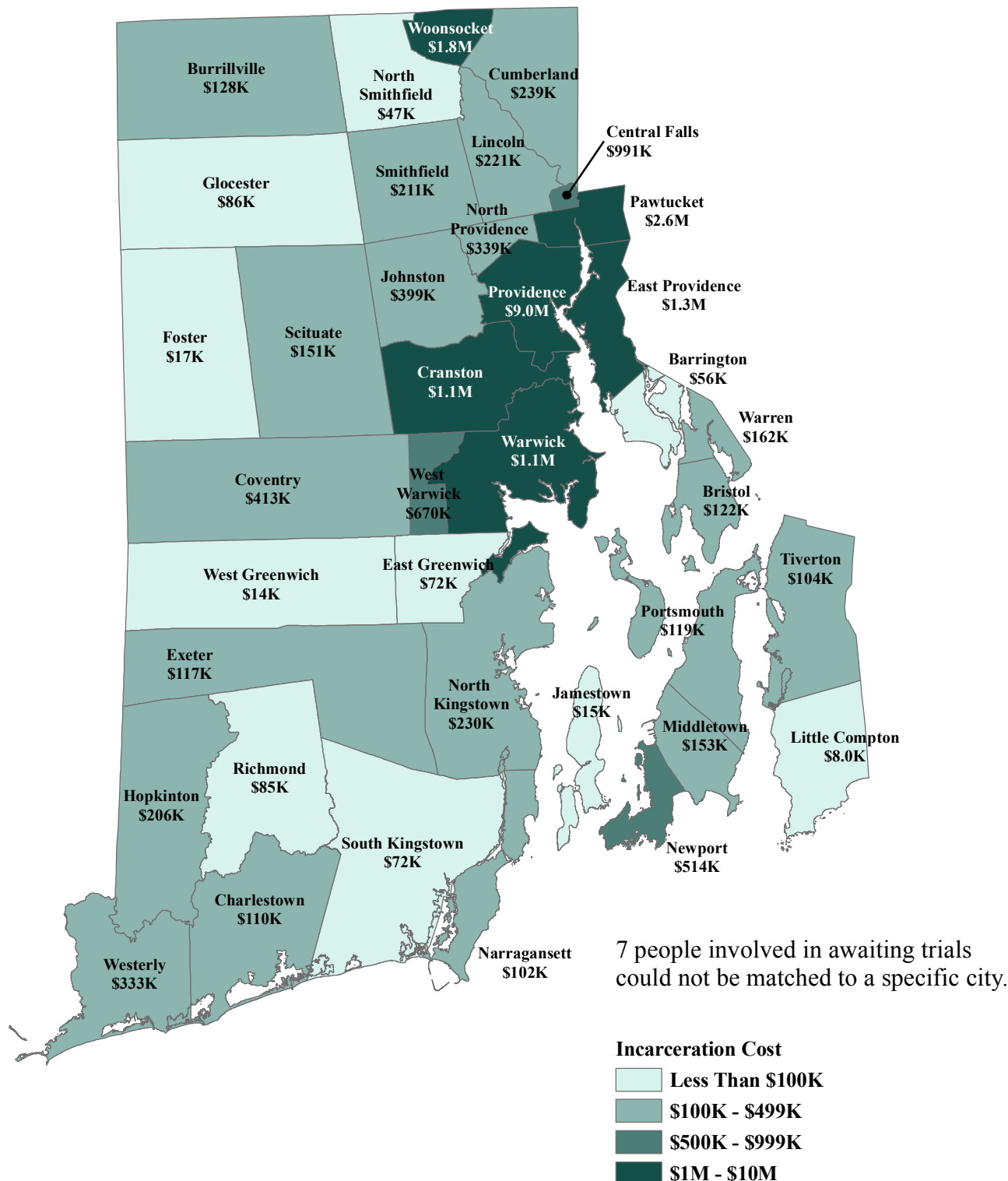
1 offender could not be matched to a specific city.

Incarceration Cost



Cost to Incarcerate Rhode Island's Awaiting Trial Population By Municipality, 2007

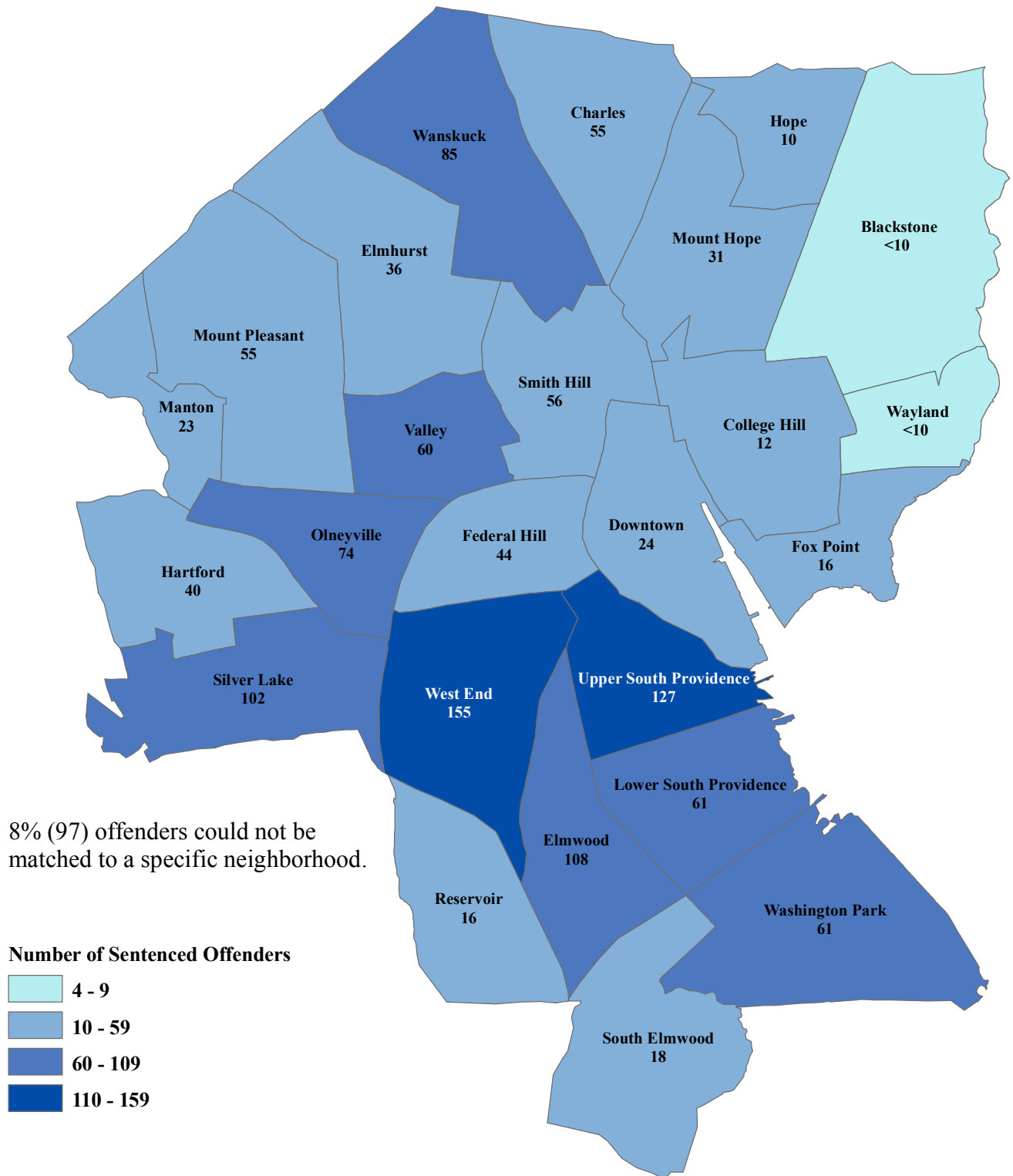
There were 8,840 Rhode Island residents involved in awaiting trials in 2007.
It cost over \$23,000,000 to incarcerate this population.



Cost does not include administrative and capital costs
Data Source: RI Department of Corrections, 2007 Awaiting Trial Releases

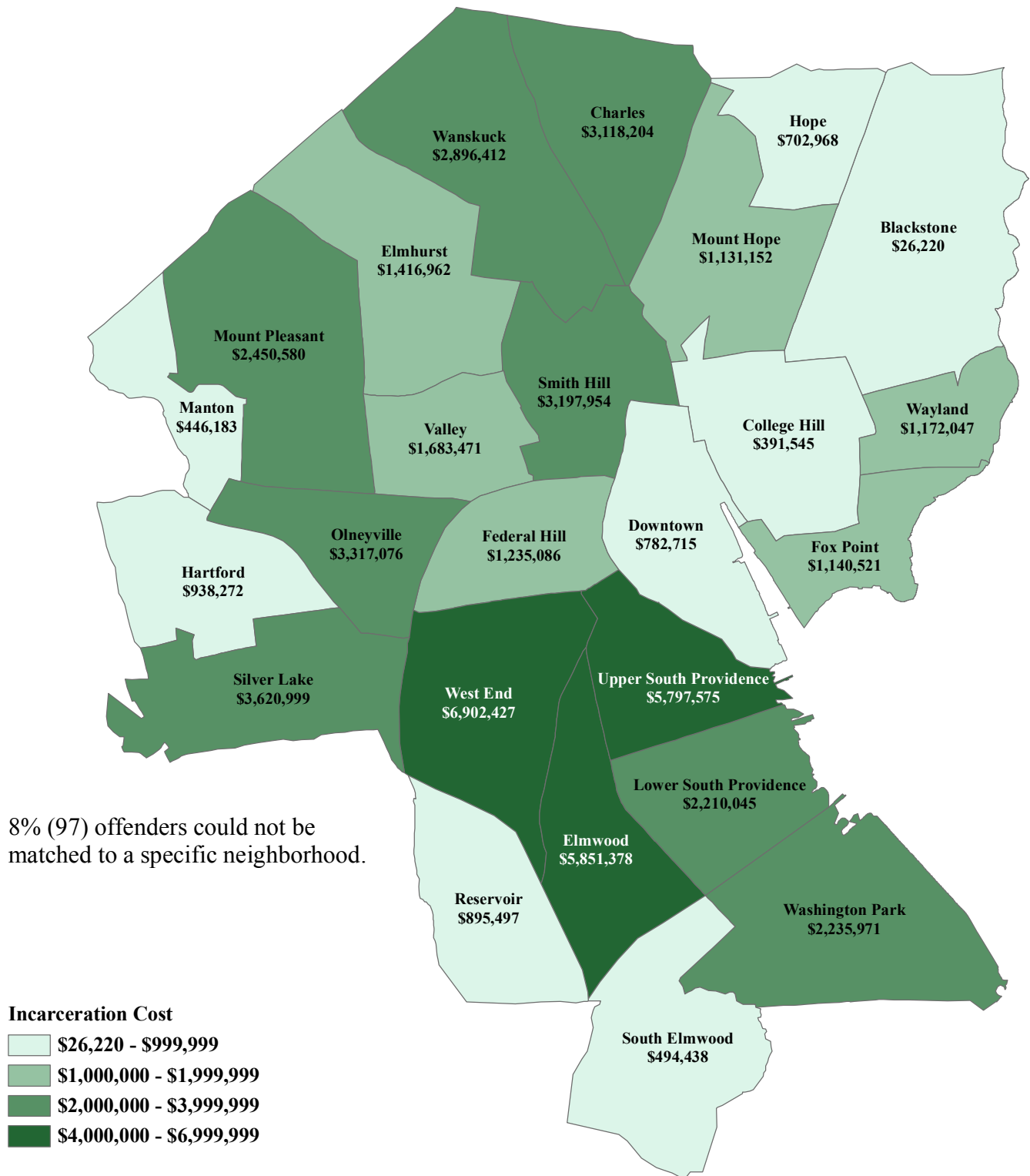
Distribution of Providence's Sentenced Offenders By Neighborhood, 2007

There were 1,279 Providence residents sentenced to prison in 2007.

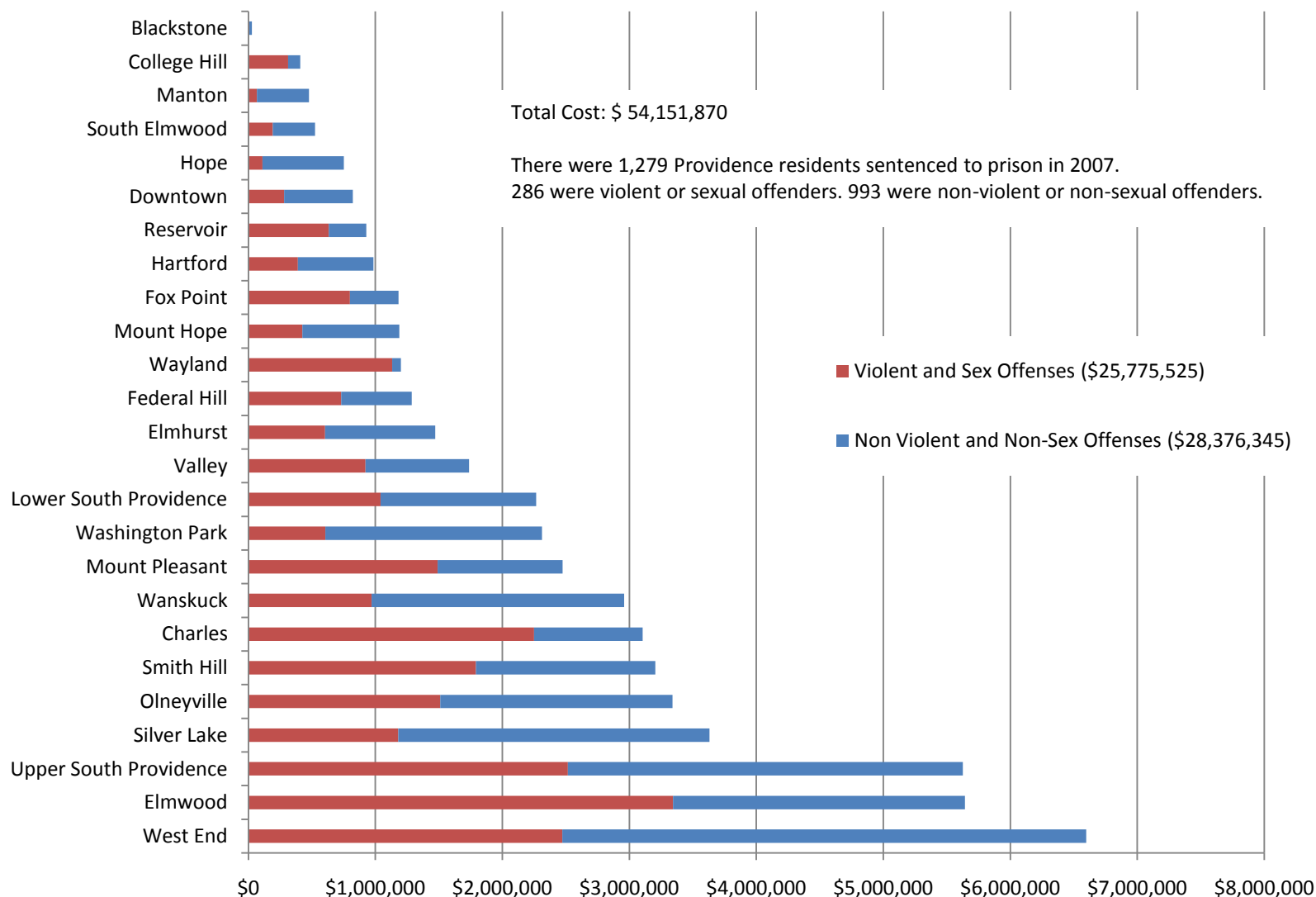


Cost to Incarcerate Providence's Sentenced Offenders By Neighborhood, 2007

It will cost over \$54,000,000 to incarcerate 1,279 Sentenced offenders for two-thirds of their sentence length.



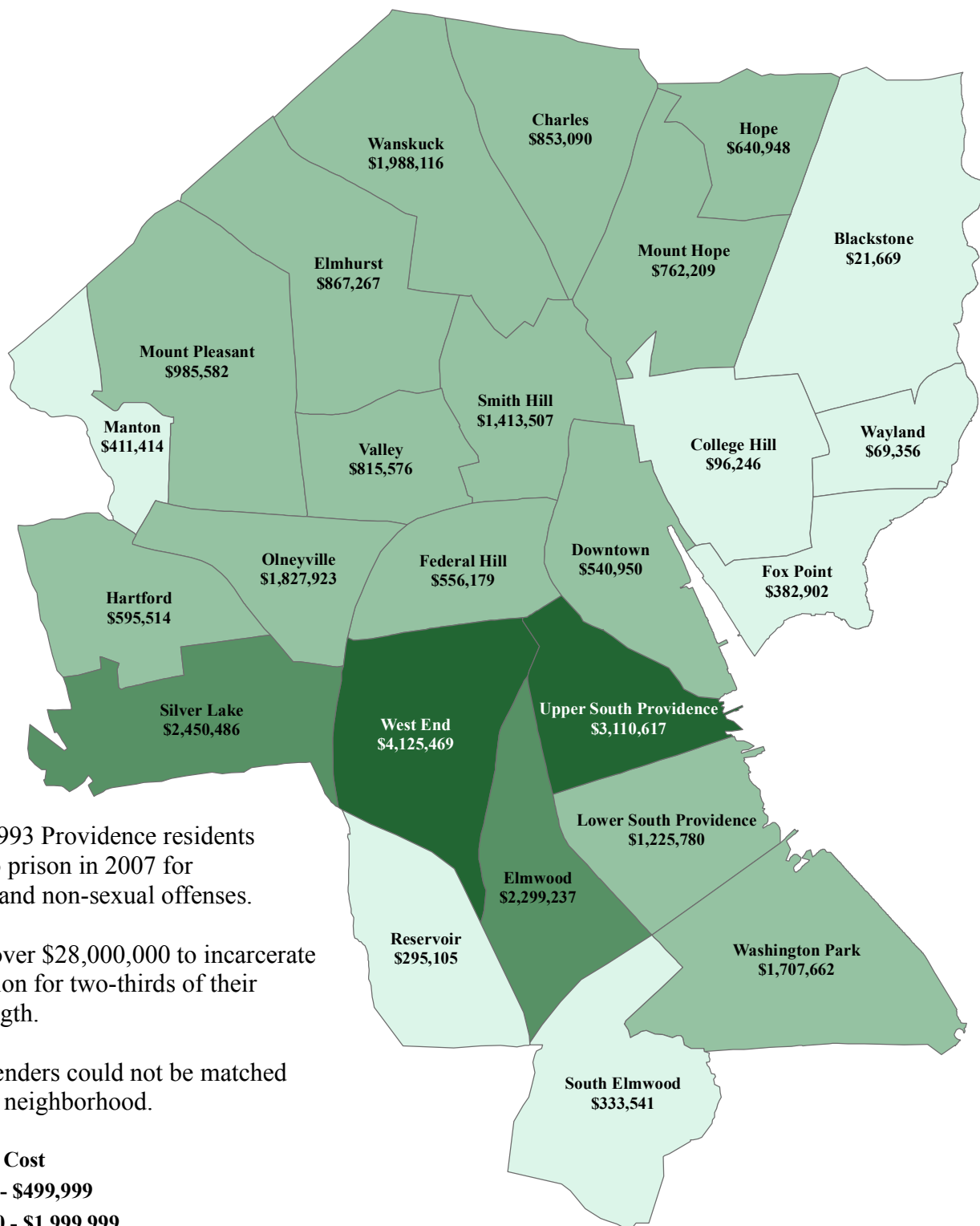
Cost to Incarcerate Providence's Sentenced Offenders in 2007



Cost does not include administrative and capital costs

Data Source: RI Department of Corrections, 2007 Sentenced Commitments

Cost to Incarcerate Providence's Sentenced Offenders Excluding Violent and Sexual Offenders By Neighborhood, 2007



There were 993 Providence residents sentenced to prison in 2007 for non-violent and non-sexual offenses.

It will cost over \$28,000,000 to incarcerate this population for two-thirds of their sentence length.

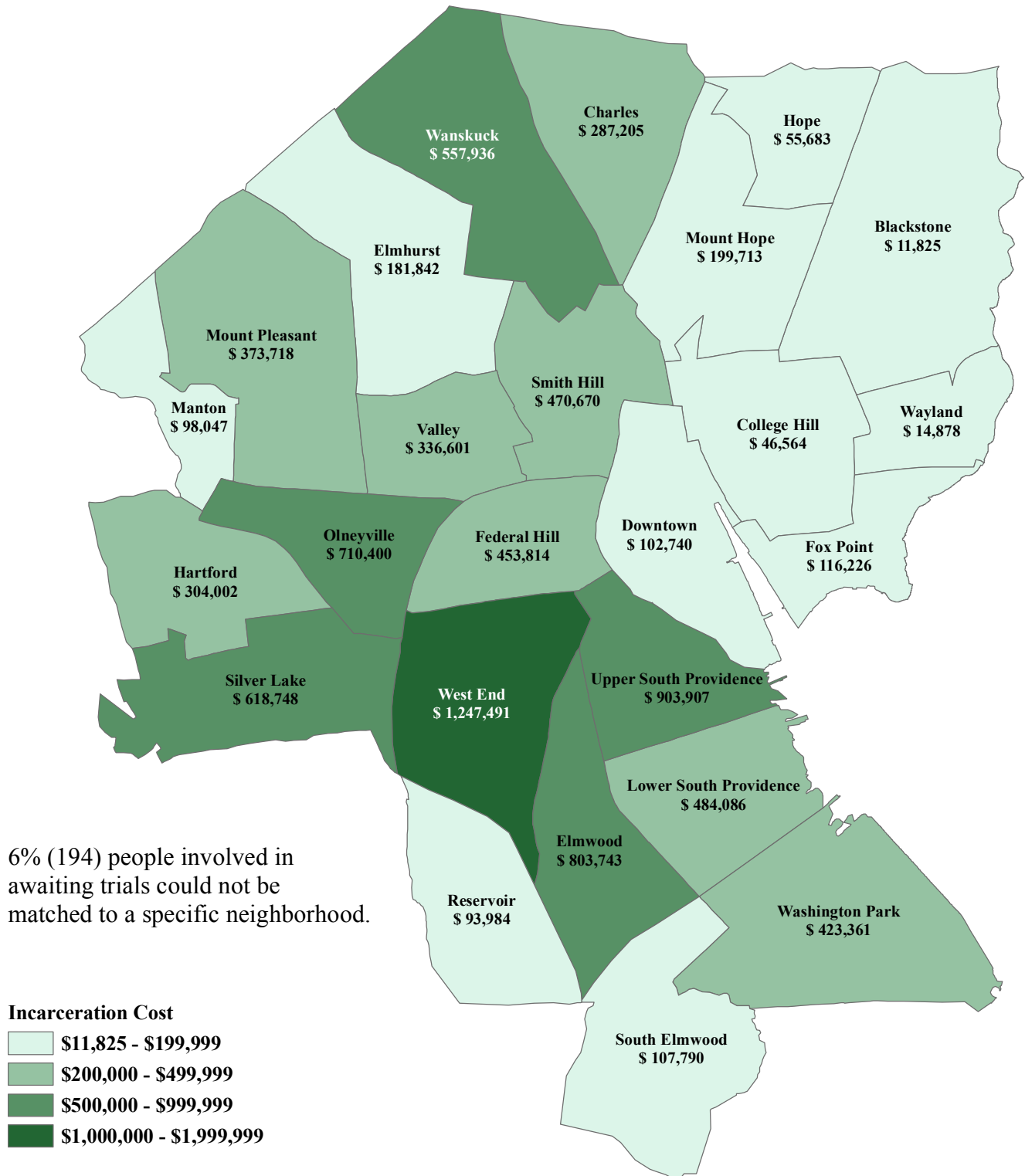
8% (97) offenders could not be matched to a specific neighborhood.

Incarceration Cost

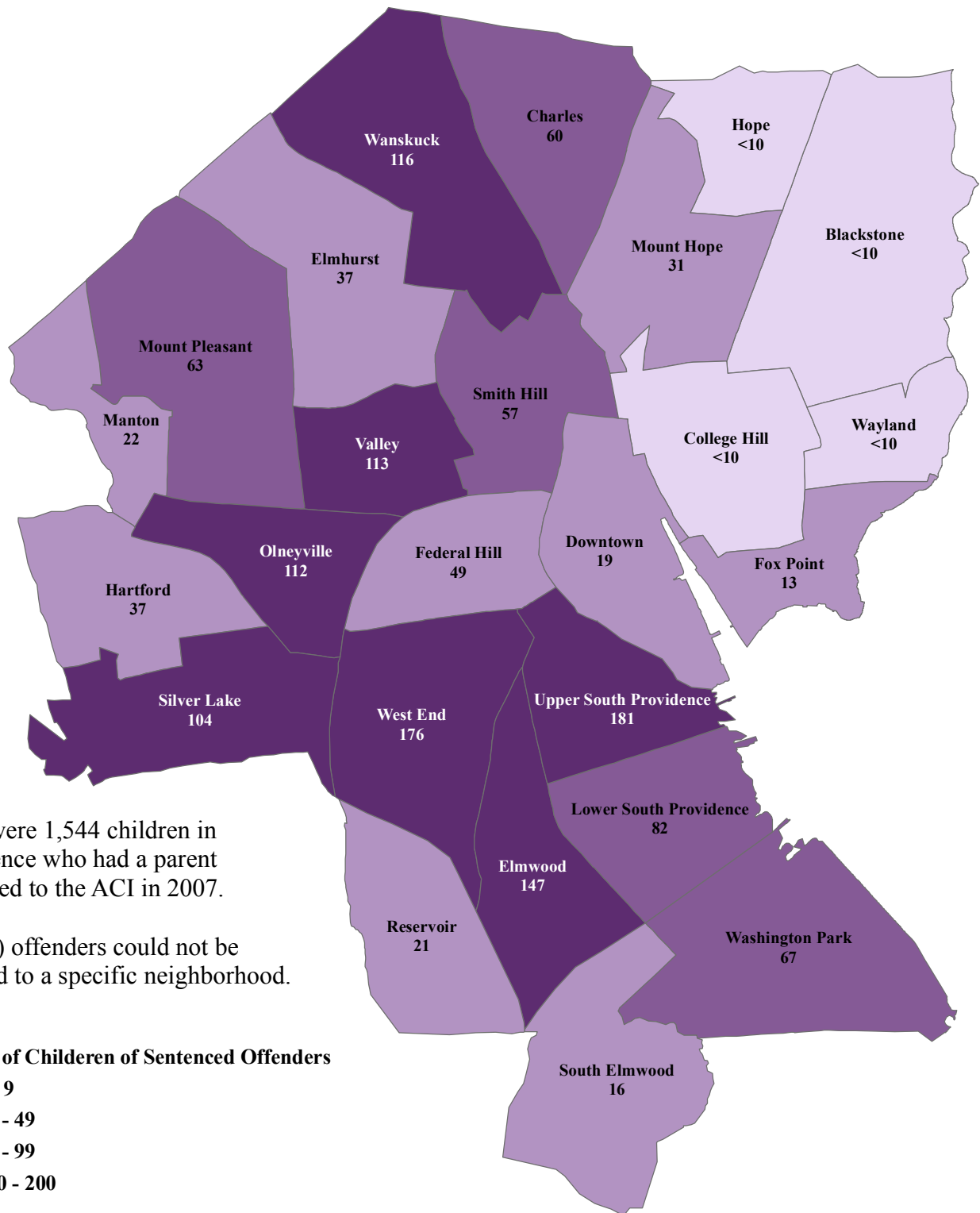
- \$21,669 - \$499,999
- \$500,000 - \$1,999,999
- \$2,000,000 - \$2,999,999
- \$3,000,000 - \$5,000,000

Cost to Incarcerate Providence's Awaiting Trial Population By Neighborhood, 2007

There were 3,115 Providence residents involved in awaiting trials in 2007.
It cost over \$9,000,000 to incarcerate this population.



Number of Children of Providence's Sentenced Offenders By Neighborhood, 2007



Notes and Assumptions

Rhode Island Department of Corrections 2007 Analysis

General Notes

Address and child data was self-reported by the incarcerated offender.

The analysis focused on people, not releases/commitments, thus if a person was released/committed twice in 2007, they were counted as 1 person, not 2 releases/commitments.

2007 Sentenced Release Data

This data set included all incarcerated sentenced offenders who were released during the 2007 calendar year. There were 384 multiple sentenced releases in calendar year 2007.

This analysis only included people claiming to have a Rhode Island address (3,797), 92% of all 2007 sentenced releases. There were 5 people who claimed to be from Rhode Island, but did not include an address to be geocoded. All Providence addresses were geocoded, with a match rate of 93%.

2007 Sentenced Commitment Data

This data set included all people who were sentenced to incarceration during the 2007 calendar year. There were 455 multiple sentenced commitments in calendar year 2007.

This analysis only included people claiming Rhode Island addresses (3,602), 90% of all 2007 sentenced commitments. There was 1 person that claimed to be from Rhode Island, but did not include an address to be geocoded. All Providence addresses were geocoded, with a match rate of 92%.

All life sentences were originally coded as '9999999' and were recoded to 30 years (10,957 days).

In calculating the cost of incarceration, a weighted daily average was used; one for males, and one for females. Time-served was assumed to be two-thirds of the total sentence as this is the typical amount of time an offenders serves prior to release. As mentioned above, this report focused on people, therefore, if a person was sentenced more than once during 2007, all sentences were including when calculating the cost of incarceration, however they were only counted once, as one person. Thus, cost was calculated as two-thirds of their total sentence length, multiplied by the appropriate daily rate. The costs excluded administrative and capital costs.

For those sentenced commitments that could not be geocoded to a city (neighborhood), their incarceration costs were matched proportionally to each city (neighborhood) based on the incarceration cost each city (neighborhood) already had.

2007 Awaiting Trial Release Data

This data set included all incarcerated awaiting trial offenders who were released during the 2007 calendar year. There were 3,123 multiple awaiting trial releases in calendar year 2007.

This analysis only included people claiming to have a Rhode Island address (8,840), 87% of all 2007 awaiting trial releases. There were 7 people who claimed to be from Rhode Island, but did not include an address to be geocoded. All Providence addresses were geocoded, with a match rate of 94%.

In calculating the cost of incarceration, a weighted daily average was used; one for males, and one for females. As mentioned above, this report focused on people, therefore, if a person was awaiting trial multiple times during 2007, all length of stays were including when calculating the cost of incarceration, however they were only counted once, as one person. Thus, cost was calculated as their total length of stay multiplied by the appropriate daily rate. The costs excluded administrative and capital costs.

For those awaiting trial commitments that could not be geocoded to a city (neighborhood), their incarceration costs were matched proportionally to each city (neighborhood) based on the incarceration costs each city (neighborhood) already had.

For more information, please contact Jim Lucht at jlucht@provplan.org.